

DATE:

CUSTOMER:

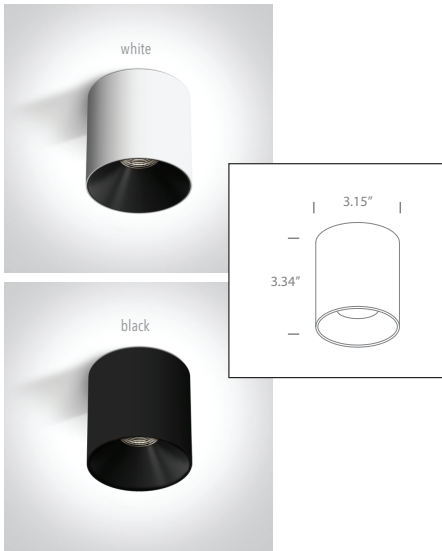
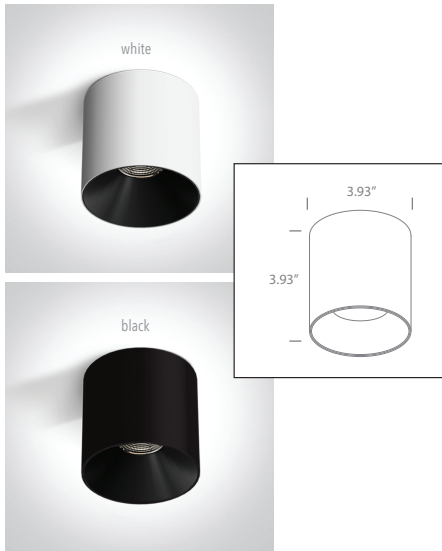
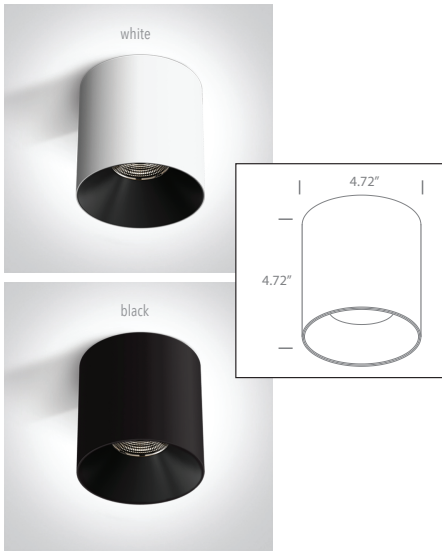

PROJECT:

QUANTITY:

# IRIS

D12110R, D12118R, D12125R  
10W, 18W, & 25W CCT Variable LED surface-mounted cylinder lights



D12110R	D12118R	D12125R																						
																								
<p>EXAMPLE:</p> <table border="1"> <thead> <tr> <th>FAMILY</th> <th>ITEM#</th> <th>WATTAGE</th> <th>LUMENS</th> <th>CCT</th> <th>BEAM</th> <th>FINISH</th> <th>RFLCTR</th> <th>DRIVER</th> <th>IP RATING</th> <th>INPUT VOLTAGE</th> </tr> </thead> <tbody> <tr> <td>IRIS</td> <td>D12110R</td> <td>10W</td> <td>1000lm</td> <td>V</td> <td>38</td> <td>W</td> <td>B</td> <td>A</td> <td>20</td> <td>120</td> </tr> </tbody> </table>			FAMILY	ITEM#	WATTAGE	LUMENS	CCT	BEAM	FINISH	RFLCTR	DRIVER	IP RATING	INPUT VOLTAGE	IRIS	D12110R	10W	1000lm	V	38	W	B	A	20	120
FAMILY	ITEM#	WATTAGE	LUMENS	CCT	BEAM	FINISH	RFLCTR	DRIVER	IP RATING	INPUT VOLTAGE														
IRIS	D12110R	10W	1000lm	V	38	W	B	A	20	120														
<p>INTERCHANGEABLE REFLECTORS</p> 																								



FAMILY	ITEM#	WATTAGE	LUMENS	CCT	BEAM	FINISH	RFLCTR	DRIVER	IP RATING	INPUT VOLTAGE	
IRIS											
	D12110R	10W	1000lm	V *Variable	38 38°	W WHITE	W WHITE	A 0-10V	20	IP20	120/277
	D12118R	18W	1800lm			B BLACK	B BLACK				120V - 277V
	D12125R	25W	2500lm			BS BRASS	BS BRASS				

<p><b>NOTES</b></p> <p>Each fixture includes a 4.5" square mounting plate for attaching to a standard 3" octagonal junction box. Color will match fixture.</p> <p>Consult for dimming</p>	<p>*Variable CCT = 3000K CCT 3500K CCT 4000K CCT</p>	<p><b>WEB LINKS:</b></p>