
















Sight Pendulum Design by CDC

	120~	EVG incl.			silver-grey alu brushed	160222 160226		
			6.5ft				T5	54W
	excl.	G5	Alu/ Acrylic					
	L/W/H: 46.9/1.6/2.4 inch Canopy-L/W/H: 0.8/1.8/1.4 inch							

Nepro 90

	120~	EVG incl.			alu natural Glass satin-finish	183272		
			5ft.				T5	2x 39W
	excl.	G5	Alu/ Glass					
	L/W/H: 35/5.5/3.1 inch Canopy-L/W/H: 2.9/1.6/1.0 inch							

Hang Up

	120~	VVG incl.			silver-grey	160802		
	Canopy excl.	connect. lead excl.	5ft.				T8	2x 36W
	excl.	G13	Alu					
	L/W/H: 63.4/5.1/2.8 inch						The fitting has a high grade reflector with chrome diffuser allowing a downward non-blinding light. The electrical connection of several fittings on one line can be achieved.	

Corner connector for Hang Up

				silver-grey	160822
	L/W/H: 7.1/7.1/2.8 inch				

Connectorset for Hang Up

	silver-grey	160812
	To mechanically connect two fittings	

